




Kanazawa City Childcare Facilities

Application Guidelines



Applications for enrollment in nursery schools, certified centers for early childhood education and care (ECECs) and other facilities in April 2021 (April 1~30) are accepted in the following periods.

1st application period

Start date: October 1 2020

End date: October 24 2020

Please apply during this period if you hope to enroll your child in the facility during the period of April 1~30.

2nd application period

Start date: January 18 2021

End date: January 27 2021

Please apply during this period if you failed to apply during the first application period, or if you were not able to enroll your child in the facility you desired.

IMPORTANT

You can **select two facilities** from the list.

After the applications are sorted, facility spots will be assigned in order of priority of need. (excluding Category 1).

1. Facilities available in the New Child-raising Support System

Nursery schools

0~5 years old

Facilities providing childcare for parents/ guardians who need it, because they are working and cannot care for their children, or for another reason.

Certified centers for early childhood education and care (ECEC)

0~5 years old

Facilities with the functions and features of both kindergartens and nurseries.

Kindergartens*

3~5 years old

Schools providing early childhood education as a base for elementary school education.

Community childcare businesses

0~2 years old

Small-scale childcare facilities for a limited number of children (19 or fewer).

* Some kindergartens will adopt the new system, while others will continue to use the current system. Please ask the kindergarten where you hope to enroll your child whether or not it will adopt the new system.

2. Approval for Childcare Services

You need to obtain an “approval for education/ childcare” from Kanazawa City in order to enroll you child in a nursery school, an ECEC or a kindergarten (in the new system only). There are three types of approval according to the children’s age and need for care. Available facilities and hours vary depending on the type of approval.

Types of Approval for Education/ Childcare

Type	Eligibility	Available facilities and busines
Type 1 (approval of standard education time)	Children aged three or older before starting elementary school (excluding Type 2 approval)	ECECs Kindergartens in the new system
Type 2 (approval of childcare)	Children aged three or older who require care due to the work or illness of their parents/ guardians	Nursery schools ECECs
Type 3 (approval of childcare)	Children younger than three who require care due to the work or illness of their parents/ guardians	Nursery schools ECECs Community childcare businesses*

* There is no facility run by a community childcare business in the city now. If such a facility is established, it will be announced on the Kanazawa Child Raising website.

[Category according to required childcare time]

Type 2 and Type 3 approvals are further divided into two categories according to the required childcare time.

Required childcare time	Available childcare time
Standard childcare time (for full-time work)	Max. 11 hours a day (extended childcare is available separately)
Short childcare time (for part-time work)	Max. 8 hours a day (extended childcare is available separately)

3. Reasons for Childcare Approval

Parents (both father and mother) must have one of the following reasons to obtain approval for childcare (Type 2 and Type 3).

	Reason		Required time	Available period
1	Job (48 hours a month or longer)	Job other than housework	Standard childcare time (for work of 120 hours a month or longer) or Short childcare time (for work of 48 hours or longer and less than 120 hours a month)	Maximum 3 years (extended until the child starts school if the reason continues)
2	Job-hunting (including the preparation for establishing a business)	Continuing job-hunting	Short childcare time	Maximum 90 days
3	Pregnancy/ Childbirth	During pregnancy or shortly after childbirth	Standard childcare time	From the time of pregnancy until the end of the month that includes the 8th week after delivery
4	Continued attendance during a childcare leave*	When there are children who are already attending a nursery school at the time of starting a childcare leave and need to continue to attend it	Short childcare time	Until the end of the year during which a baby turns 1 year old
			Classes for children younger than 3 are included.	
5	Parents'/guardians' illness or disability	When a parent is ill, injured or disabled	Standard childcare time	Maximum 3 years (extended until the child starts school if the reason continues)
6	Care/ Nursing	When constantly nursing or taking care of a family member in the household		
7	Disaster recovery	When working on recovery from an earthquake, windstorm, flood or fire		
8	Abuse / DV risk	When there is a risk of child abuse or domestic violence		
9	School	When going to school or vocational school	Standard childcare time or Short childcare time	
10	Other reason	When deemed by Kanazawa City to be equivalent to one of the above reasons		

* Childcare will no longer be available if the reason no longer applies.

Childcare Leaves and Use of Nursery Schools

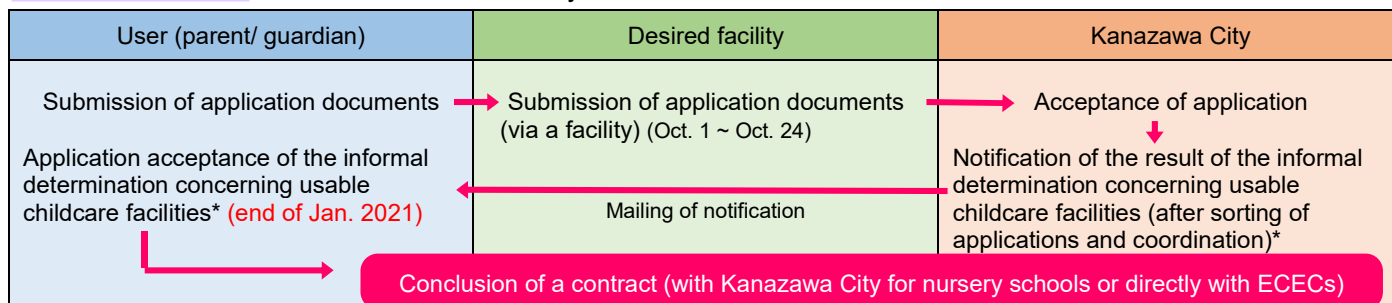
Nursery schools cannot be used if a parent obtains a childcare leave. (Children aged three or older can use an ECEC or a kindergarten.) However, children who are already attending a nursery school at the beginning of a childcare leave can continue to attend **the same nursery school** until the end of the year in which they turn 1 year old.

4. Procedures for Using Childcare Services

(1) Flow of procedures

[For enrollment in a facility in April 2021 (including transfer from another facility)]

Type 2/3 approval ... Enrollment in nursery schools and ECECs

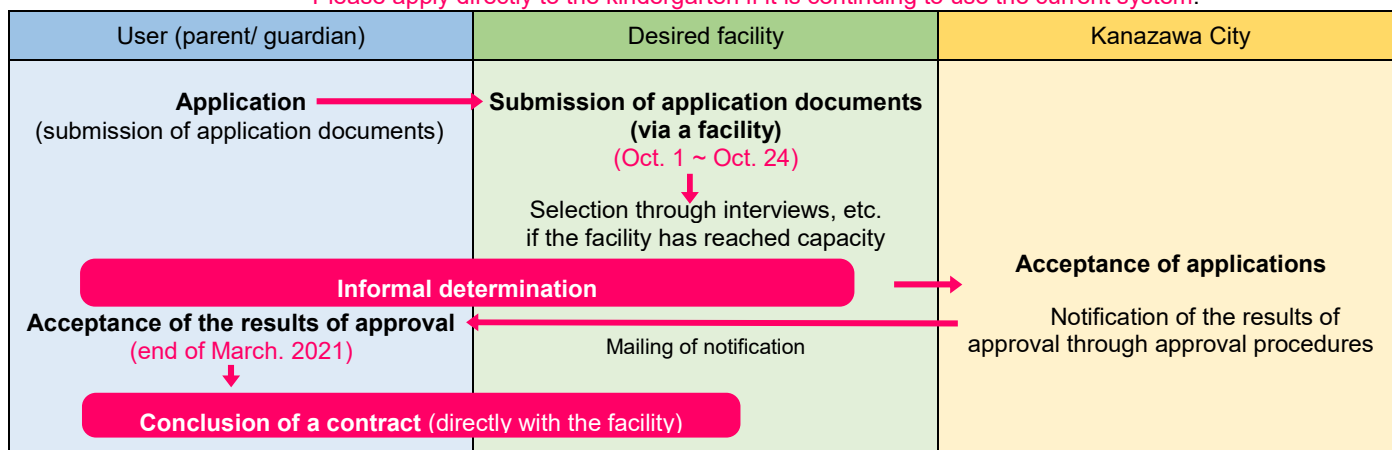


* During the coordination process, facility availability is determined informally in the order of priority, based on applicant circumstances, application documents and type of approval.

* We will notify you if you have applied during the first application period and neither of the facilities you have selected is available. In that case, we will inform you of other available facilities. Please apply again during the **second application period (Jan. 18~27, 2021)**

Type 1 approval ... Enrollment in ECECs and kindergartens in the new system

* Please apply directly to the kindergarten if it is continuing to use the current system.



(2) Required documents

	Reasons for approval	Application form for approval (facility enrollment application form)	Document for providing proof of the reason	Child's growth condition
Type 2/3 approval	① Job	Required for each child	Certificate of employment (for each parent)	Required for each child
	② Job-hunting		Statement for use of services, etc.	
	③ Pregnancy/ Childbirth		Copy of maternity record book (to prove the date of birth)	
	④ Continued attendance during a childcare leave		Certificate showing the term of childcare leave from your employer and statement for use of services	
	⑤ Parents'/ guardians' illness or disability		Copy of doctor's certificate, disability certificate, nursing insurance card, etc. and statement for use of services	
	⑥ Care/ Nursing		Victim's certificate, etc.	
	⑦ Disaster recovery		Victim's certificate, etc.	
	⑧ Abuse/ DV risk		Please ask for details.	
	⑨ School		Student registration certificate and timetable	

Type1 approval	Application form for approval (facility enrollment application form)	Other documents
	Required for each child	Varies depending on the facility. Please ask the facility in which you hope to enroll your child.

(3) Application period/ Addressee

Division	Application Period	Addressee
1st application period	Oct.1 2020 - Oct.24 2020 *Apply during this period if you hope to start using a facility in April 2021.	Submit the application documents to the facility in which you hope to enroll your child (first choice).
2nd application period	Jan.18 2021 - Jan.27 2020 *Apply during this period if you failed to apply during the first application period or neither of the facilities you have selected is available.	

If you hope to enroll your child in a nursery school or ECEC beginning in May or later, please apply to the facility directly on March 11 (Thu), 2021 or later.

(4) Remarks

- Please notify the city promptly if there is a change in your reason for needing a nursery school (Types 2 and 3) (employment, unemployment, etc.) or household situation.
- If you get a job after applying for the reason of job hunting, please submit the certificate of employment to the facility where you applied until November 30th. We can take your situation into consideration for approval.
- If false information or inaccuracies are found in the application, the approval or informal decision will be cancelled. Please provide accurate facts.
- You cannot newly enroll your child in a nursery school (including transferring to a different one) during a childcare leave.
- You can enroll your child in a nursery school two weeks before the date of returning to work after a childcare leave.
- If you apply when starting to work or returning to work after a childcare leave, please submit the certificate of employment again after April 2021.
- You can fill in your first and second choices of facilities on the application form (excluding Type 1 approval).
You cannot change your priority of facilities after applying.
- Please visit the facilities or Yume Stations to help you decide which ones to select.
- Please confirm the times and fee for extended childcare before applying.
- Please submit the application documents to the facility of your first choice.
- The information in your application documents will be provided to the facility in which you hope to enroll your child.
- You need to apply to continue to use the facility after April 2021, even if you will start using the facility after November 1st 2020.
- Please notify the city promptly if you have obtained Type 2 or Type 3 approval for using a nursery school or ECEC but will not be using it.**

(5) Priority for use

Users are determined based on their work and household situations. People in the following situations are given priority. For details, please refer to the table posted on the "Kanazawa Child Raising Website" <http://www.kanazawa-kosodate.net/index.html>.

- (Ex.)
- Parents/ guardians with long work hours
 - Single-parent households
 - Households receiving public assistance
 - Households with many children
 - Risk of child abuse or domestic violence
 - Use of the same facility as siblings
 - A parent working as a teacher of a nursery school or kindergarten in a central city area of Ishikawa, etc.

* Central city areas of Ishikawa: Kanazawa, Hakusan, Kahoku and Nonoichi Cities and Tsubata and Uchinada Towns

(6) Use of facilities outside Kanazawa

If you hope to enroll your child in a nursery school or ECEC outside Kanazawa for children living in Kanazawa for a reason such as the location of your place of work, you must apply **thorough Kanazawa City**. Conditions for enrollment and required documents vary depending on the municipality. Please ask the facility in which you hope to enroll your child before applying. Type 2 and Type 3 approvals are determined through discussions between Kanazawa City and the relevant municipality, and may not be obtained due to the circumstances of the relevant municipality.

5. Childcare Fees

Childcare fees are calculated based on the parents' municipal taxes. However, if both parents' incomes are less than 380,000 yen and the child's grandparents or other family members live in the same household, the fees are calculated based on the municipal taxes for the parents and grandparents or other family members. Also, the fees for kindergartens that will continue to use the current system are determined by the kindergartens in the same manner as before. Some facilities may charge actual costs or additional fees; however, the purpose and amounts of individual fees should be clarified.

Charge-free Early Childhood Education and Childcare (starting in October 2019)

- Childcare for all children in classes for 3- to 5-year-olds is free.
 - ECEC fees for children with Type 1 (education) approval are not charged for children aged three or older.
 - Actual costs that have previously been paid by parents/ guardians such as transfer costs and event costs are to be borne by parents/ guardians as before.
 - Please be aware that the supplementary meal costs, which used to be charged as part of childcare fees, are to be borne by parents/ guardians as before in the charge-free system.
- Childcare fees are not charged for children in classes for 0- to 2-year-olds from households for which municipal taxes are exempted.

2020 Childcare Fees (monthly) (as of October 2020)

Children who have been approved for childcare (younger than three)

Classification	Tax situation		Childcare fee (per child)		Tax reduction			
			Standard time	Short time	①	②	③	
A	Household receiving public assistance, etc.		0 yen	0 yen	—	—	—	
B	Exempted		0	0	—	—	—	
C	Only even-rate amount imposed		9,500	9,400	○	—	○	
D	Municipal tax	Income-based-rate amount	less than 48,600 yen.	12,400	12,200	○	—	○
			48,600 yen or more less than 55,700 yen	16,200	16,000	○	—	○
			55,700 yen or more less than 59,200 yen	19,100	18,800	△	□	○
			59,200 yen or more less than 79,500 yen	23,600	23,200	—	○	☆
			79,500 yen or more less than 97,000 yen	29,500	29,000	—	○	—
			97,000 yen or more less than 106,800 yen	35,100	34,600	—	○	—
			106,800 yen or more less than 133,600 yen	39,500	38,900	—	○	—
			133,600 yen or more less than 169,000 yen	42,700	42,000	—	○	—
			169,000 yen or more less than 301,000 yen	45,400	44,700	—	—	—
			301,000 yen or more	46,300	45,600	—	—	—

△ = Income-based-rate municipal tax amount is less than 57,700 yen □ = Income-based-rate municipal tax amount is 57,700 yen or more.

☆ = Income-based-rate municipal tax amount is less than 77,101 yen.

(1) Calculation period

Childcare fees are calculated based on the municipal taxes for fiscal 2020 from April to August 2021 and on the municipal taxes for fiscal 2021 from September 2021.

(2) Age category (fiscal 2021)

Children aged three or older: Children born during the period from April 2, 2015 to April 1, 2018

Children under three: Children born on April 2, 2018 or later

(3) Childcare fees for the second child and subsequent children (under three)

If two or more children younger than elementary-school age attend childcare facilities, etc.* at the same time, the fee for the second child is reduced to half (one third if both the first and second children are younger than three), and the fees for the third and subsequent children are not charged.

* Childcare facilities, etc.: nursery schools, kindergartens, ECECs, special schools' kindergartens (kindergarten of Ishikawa School for the Deaf, etc.), child psychotherapy facilities, child developmental support facilities (Kanazawa Children's Medicine and Welfare Center Soyokaze, Wakuwaku, Himawari, Ito Hospital, Able Veranda Be, Kiyokawa-machi, etc.) and children's medical developmental support facilities
- An enrollment certificate (contract) must be submitted to obtain a fee reduction.
Fees may not be reduced depending on the conditions of enrollment. Please ask us for details.

Regardless of the above age range, childcare fees are reduced for households corresponding to the following ① or ②.
Level C ~ Households with an income-based-rate municipal tax amount of less than 57,700 yen, having two or more dependent children ...①

The fees for the second and subsequent children are not charged.

Households with an income-based-rate municipal tax amount of 57,700 yen or more ~ Level D8, having three or more children under the age of 18 (born on April 2, 2003 or later) ...②

Among children younger than 18, the fee for the second child is reduced to half and the fees for the third and subsequent children are not charged.

(4) Childcare fees for single-parent households and households with people with disabilities ...③

Level C ~ Households with an income-based-rate municipal tax amount of less than 77,101 yen

: The fee for the first dependent child is reduced to half (maximum 9,000 yen), and the fees for the second and subsequent children are not charged.

(5) Tax reduction

The municipal tax amount refers to an amount before tax deductions for donations, foreign taxes and dividends, and special deductions for housing loans, etc.

Childcare fees for extended care for Type 1 children

○ "Childcare needs certification" should be obtained for free childcare.

○ According to the number of days, an amount up to a maximum of 11,300 yen is deducted from the childcare fee monthly.

(Note) Applied to Type 1 (education) children of ECECs and kindergartens

* Applied only to Type 1 children from their third birthday until the first March 31 after that, provided they belong to households for which municipal taxes are exempted

Facility List (as of October 1, 2020)

Name	Type ¹	Address	Tel	Capacity	Management	Opening hours (planned)	Extended childcare (planned)	Age	Integrated	Year-end childcare	Holiday childcare	Other special childcare	Temporary	Counseling, etc.
------	-------------------	---------	-----	----------	------------	-------------------------	------------------------------	-----	------------	--------------------	-------------------	-------------------------	-----------	------------------

Central Area

Ishikawa pref. Saisei-kai Kodomoen Iris	ECEC	Hon-machi 1-2-16	233-1649	100	S.W.C	7:00am ~ 6:00pm	until 7:00pm	After maternal leave (2 months~)	○	○	○		○	LSC* ²
Kanazawa Yochien	ECEC	Yasue-cho 15-52	225-7161	121	S.C	7:30am ~ 6:30pm		6 months~	○				○	○
Kawakami Yochien	ECEC	Saiwai-cho 17-34	231-1521	74	S.C	7:00am ~ 6:00pm		1 year old~	○					○
Konohana Yochien	ECEC	Naga-machi 3-1-15	233-2824	130	S.C	7:30am ~ 6:30pm		1 year old~	○				○	○
Saibi-en	ECEC	Nagadohe 1-2-9	231-5460	63	S.W.C	7:00am ~ 6:00pm	until 7:00pm	After maternal leave (2 months~)	○				○	○
Seirei Kodomoen	ECEC	Naga-machi 1-5-30	263-5906	135	S.W.C	7:00am ~ 6:00pm	until 8:00pm	After maternal leave (2 months~)	○	○		Childcare for sick children	Hubs* ¹	○
Nagai-zenrinkan Kodomoen	ECEC	Kikugawa 2-8-13	231-3429	80	S.W.C	7:00am ~ 6:00pm	until 7:00pm	After maternal leave (2 months~)	○	○			○	○
Nagadohei Kodomoen	ECEC	Naga-machi 3-11-17	264-1900	105	S.W.C	7:00am ~ 6:00pm	until 7:00pm	After maternal leave (2 months~)	○	○			Hubs	○
Nagamachi Yochien	ECEC	Kata-machi 2-10-23	231-4881	45	S.C	7:30am ~ 6:30pm		10 months~	○				○	○
Nintei Kodomoen Hyoutan	ECEC	Hyotan-machi 8-22	221-6611	79	S.W.C	7:00am ~ 6:00pm	until 7:30pm (until 7:00pm on Sat.)	After maternal leave (2 months~)	○	○	○		○	○
Futaba Kodomoen	ECEC	Korinbo 2-5-24	231-3456	105	S.W.C	7:00am ~ 6:00pm	until 8:00pm	After maternal leave (2 months~)	○	○	○		○	○
Futaba Daini Kodomoen	ECEC	Korinbo 2-5-24	231-3456	36	S.W.C	11:00am ~ 10:00pm	7:00am ~ 11:00am	After maternal leave (2 months~)	○	○	○	Night-time Childcare	○	○
Makoto Kodomoen (Makoto Hoikuen)	Change to ECEC planned	Owari-cho 2-16-86	231-5474	70	S.W.C	7:00am ~ 6:00pm	until 7:00pm	After maternal leave (2 months~)	○	○			○	○

Eastern Area

Aiiku Hoikuen	Nursery	Kosho-machi 8-23	221-0984	69	S.W.C	7:00am ~ 6:00pm	until 7:00pm	After maternal leave (2 months~)	○	○	○		○	○
Ayumi Hoikuen	Nursery	Kasamai 3-8-41	262-5016	60	S.W.C	7:00am ~ 6:00pm	until 7:30pm	After maternal leave (2 months~)	○	○			○	○
Tsukushinbo Hoikuen	Nursery	Takara-machi 13-1	222-0277	60	S.W.C	7:00am ~ 6:00pm	until 8:00pm	After maternal leave (2 months~)	○	○			○	○
Baiko Hoikuen	Nursery	Ishibiki 4-6-1	222-2405	120	S.W.C	7:00am ~ 6:00pm	until 8:00pm	3 months~	○	○		Childcare for sick children	Hubs	○
Mirai no Hiroba	Nursery	Tagaminosato 2-220	261-4522	140	S.W.C	7:00am ~ 6:00pm	until 7:00pm	After maternal leave (2 months~)	○	○			○	○
Yuwaku Hoikuen	Nursery	Yuwakuraya-machi 32	235-1258	20	S.W.C	7:30am ~ 6:30pm	until 7:30pm	3 months~	○	○			○	○
Asahimachi Hoikuen	ECEC	Asahi-machi 2-13-1	222-5647	142	S.W.C	7:00am ~ 6:00pm	until 7:00pm	After maternal leave (2 months~)	○	○			○	○
Ueno Kodomoen	ECEC	Kodatsuno 1-15-23	262-1001	96	S.W.C	7:00am ~ 6:00pm	until 7:00pm	After maternal leave (2 months~)	○	○			Hubs	○
Kasamai Kodomoen	ECEC	Kasamai 2-27-20	222-5915	100	S.W.C	7:00am ~ 6:00pm	until 7:00pm	After maternal leave (2 months~)	○	○			○	○
Kid's Academy Taiyogaoka Kodomoen	ECEC	Taiyogaoka 3-247-1	254-5210	191	S.W.C	7:00am ~ 6:00pm	until 7:00pm	After maternal leave (2 months~)	○	○			○	○
Kenroku Kodomoen	ECEC	Sakura-machi 8-17	231-4045	108	S.W.C	7:00am ~ 6:00pm	until 7:00pm	After maternal leave (2 months~)	○	○			○	○
Kodatsuno Zenrinkan Kodomoen	ECEC	Kodatsuno 5-1-5	261-2755	100	S.W.C	7:00am ~ 6:00pm	until 7:00pm	After maternal leave (2 months~)	○	○			○	○
Saigawa Hoikuen	ECEC	Sue-machi 16-30	229-1681	66	S.W.C	7:00am ~ 6:00pm	until 7:00pm	After maternal leave (2 months~)	○	○			○	○
Sue Kodomoen	ECEC	Sue-machi 21-22	229-0033	75	S.W.C	7:00am ~ 6:00pm	until 7:00pm	After maternal leave (2 months~)	○	○			○	○
Suehiro Kodomoen	ECEC	Mitsukuchishin-machi 3-19-10	222-0129	110	S.W.C	7:00am ~ 6:00pm	until 7:00pm	After maternal leave (2 months~)	○	○			Hubs	○
Seisen Yochien	ECEC	Hashiba-cho 13-17	231-0764	45	S.C	7:00am ~ 6:00pm		2 year old~	○				○	○
St.Yohane Kodomoen (St.Yohane Hoikuen)	Nursery	Ishibiki 4-3-1	264-2006	70	S.W.C	7:00am ~ 6:00pm	until 7:00pm	After maternal leave (2 months~)	○	○			○	○
Tagami Kodomoen	ECEC	Tagamihon-machi 4-151	262-4024	139	S.W.C	7:00am ~ 6:00pm	until 7:00pm	After maternal leave (2 months~)	○	○			○	○
Nintei Kodomoen Mutsumi-en Friend House	ECEC	Ishibiki 2-4-23	221-5206	80	S.W.C	7:00am ~ 6:00pm	until 8:00pm	After maternal leave (2 months~)	○	○			Hubs	LSC
Higashiasakawa Kodomoen	ECEC	Fukuroitaya-machi nishi 29	229-2030	69	S.W.C	7:00am ~ 6:00pm	until 7:00pm	After maternal leave (2 months~)	○	○			○	○
Miyako no mori Kodomoen	ECEC	Zaimoku-cho 13-40	221-6588	100	S.W.C	7:00am ~ 6:00pm	until 7:00pm	After maternal leave (2 months~)	○	○			○	○
Wakunami Kodomoen	ECEC	Wakunami 2-7-35	264-1419	109	S.W.C	7:00am ~ 6:00pm	until 7:00pm	After maternal leave (2 months~)	○	○			○	○

*1 Hubs that mainly offer temporary childcare

*2 Local support center for child rearing

Name	Type ¹	Address	Tel	Capacity	Management	Opening hours (planned)	Extended childcare (planned)	Age	Integrated	Year-end childcare	Holiday childcare	Other special childcare	Temporary	Counseling, etc.
------	-------------------	---------	-----	----------	------------	-------------------------	------------------------------	-----	------------	--------------------	-------------------	-------------------------	-----------	------------------

Southern Area

Okuwa Hoikusho	Nursery	Okua-machi taira 42-48	247-4630	50	M	7:00am ~ 6:00pm	until 7:00pm	After maternal leave (2 months~)	○	○			○	○
Sumire Hoikuen	Nursery	Tera-machi 4-1-2	241-1932	50	S.W.C	7:00am ~ 6:00pm	until 7:00pm	After maternal leave (2 months~)	○	○			○	○
Togashi Chuo Hoikuen	Nursery	Yamashina 1-7-5	241-6456	117	S.W.C	7:00am ~ 6:00pm	until 7:00pm	After maternal leave (2 months~)	○	○			○	○
Nakamura-machi Hoikusho	Nursery	Nakamura-machi 15-7	231-3437	95	M	7:00am ~ 6:00pm	until 7:00pm	After maternal leave (2 months~)	○	○			○	○
Nishiizumi Hoikuen	Nursery	Nishiizumi 5-103	243-3420	130	S.W.C	7:00am ~ 6:00pm	until 7:00pm	6 months~	○	○			○	○
Nuka Ogidai Hoikuen	Nursery	Magae 2-204-1	298-8181	80	S.W.C	7:00am ~ 6:00pm	until 7:00pm	4 months~					○	○
Nozomi Hoikuen	Nursery	Wakakusa-machi 22-1	241-0078	60	S.W.C	7:00am ~ 6:00pm	until 7:30pm	After maternal leave (2 months~)	○	○			○	○
Nomachi Hoikuen	Nursery	No-machi 3-24-32	244-6458	60	S.W.C	7:00am ~ 6:00pm	until 10:00pm	After maternal leave (2 months~)	○	○			○	○
Nomachi Yakan Hoikuen	Nursery	No-machi 3-24-32	244-6458	40	S.W.C	11:00am ~ 10:00pm	9:00am ~ 11:00am 10:00pm ~ 2:00am	After maternal leave (2 months~)	○	○		Night-time Childcare	○	○
Hikarigaoka Hoikusho	ECEC	Hikarigaoka 2-104	298-1153	132	M	7:00am ~ 6:00pm	until 7:00pm	After maternal leave (2 months~)	○	○			Hubs	○
Midorigaoka Hoikuen	ECEC	Midorigaoka 19-8	241-1574	120	S.W.C	7:00am ~ 6:00pm	until 7:00pm	After maternal leave (2 months~)	○	○			Hubs	○
Minma Hoikusho	ECEC	Hisayasu 6-83	247-0010	135	M	7:00am ~ 6:00pm	until 7:00pm	After maternal leave (2 months~)	○	○			Hubs	○
Yayoi nyuji Hoikuen	ECEC	Izumi 1-2-3	244-2266	20	S.W.C	7:15am ~ 6:15pm	until 7:15pm	After maternal leave (2 months~)					○	○
Izumi Kodomoen	ECEC	Izumi 1-3-63	242-5880	99	P	7:00am ~ 6:00pm	until 7:00pm	After maternal leave (2 months~)		○				○
Izuminodai Yochisya	ECEC	Izumino-machi 4-4-3	243-6775	165	S.W.C	7:00am ~ 6:00pm	until 7:00pm	4 months~	○	○				LSC
Kanazawa Izumigaoka Kodomoen	ECEC	Togashi 2-5-35	247-4150	135	S.W.C	7:00am ~ 6:00pm	until 7:00pm	After maternal leave (2 months~)	○	○			Hubs	○
Kanazawa Seiryu Univ. Seiryu Izumino Yochien	ECEC	Izumino-machi 6-17-30	244-5636	155	S.C	7:00am ~ 6:00pm	until 7:00pm	2 year old~						○
Carmen Yochien	ECEC	Minma 3-324	247-0011	110	S.C	7:00am ~ 6:30pm		10 months~	○				○	○
Sakuragi Yochien	ECEC	Tera-machi 2-12-12	231-0059	65	S.C	7:00am ~ 6:00pm		10 months~	○					
Daiichi Zenrinkan Hoikusho	ECEC	No-machi 3-1-15	241-4030	79	S.W.C	7:00am ~ 6:00pm	until 7:00pm	After maternal leave (2 months~)	○	○			○	○
Nintei Kodomoen Kodomo no ie	ECEC	Wakakusa-machi 5-32	241-0104	66	S.W.C	7:00am ~ 6:00pm	until 7:00pm (until 6:00pm on Sat.)	4 months~	○				○	○
Nuka Kobato Kodomoen	ECEC	Sanjugari-machi otsu 156	298-5253	225	S.W.C	7:00am ~ 6:00pm	until 7:00pm	After maternal leave (2 months~)	○	○			○	○
Nuka Kobato Daini Kodomoen	ECEC	Sanjugari-machi otsu 154	298-5216	125	S.W.C	7:00am ~ 6:00pm	until 7:00pm	After maternal leave (2 months~)	○	○			○	○
Hibari kid's Garden	ECEC	Nukashin-machi 2-124	298-7611	100	S.W.C	7:00am ~ 6:00pm	until 7:00pm	8 months~	○				○	○
Himawari Kodomoen	ECEC	Yokogawa 3-33	247-2103	99	S.W.C	7:00am ~ 6:00pm	until 7:00pm	8 months~					○	○
Fushimidai Hoikuen Neo	ECEC	Kubo 4-511	243-6745	175	S.W.C	7:00am ~ 6:00pm	until 7:00pm	6 months~	○				○	○
Fushimi Yochien	ECEC	Enkoji 3-11-30	242-1233	155	S.C	7:30am ~ 6:30pm		10 months~						○
Heiwa Kodomoen	ECEC	Heiwa-machi 2-6-6	241-2539	100	S.W.C	7:00am ~ 6:00pm	until 7:00pm	After maternal leave (2 months~)	○	○			○	○
Megumi Kodomoen	ECEC	Heiwa-machi 2-4-5	241-0580	102	S.W.C	7:00am ~ 6:00pm	until 7:00pm	After maternal leave (2 months~)	○	○			○	○
Myogenji Yochien	ECEC	Hikarigaoka 2-119	298-5533	230	S.C	7:00am ~ 6:30pm (until 5:00pm on Sat.)		1 year old~	○					○
Ryuunji Gakuen Baudea Gakusya	ECEC	Tera-machi 5-12-40	243-8008	105	S.W.C	7:00am ~ 6:00pm	until 7:00pm	After maternal leave (2 months~)	○	○			○	LSC
Wakaba Kodomoen	ECEC	Nishiokuwa-machi 7-5	243-4522	105	S.W.C	7:00am ~ 6:00pm	until 7:00pm	3 months~					○	○

* Please ask about fees and times, and apply for extended childcare, year-end childcare and temporary childcare at the facility.

* Please see the back cover for an explanation of special childcare.

* Days and hours for year-end childcare, holiday childcare, temporary childcare and counseling are determined by each facility, separately from ordinary opening days and hours.

Name	Type ¹	Address	Tel	Capacity	Management	Opening hours (planned)	Extended childcare (planned)	Age	Integrated	Year-end childcare	Holiday childcare	Other special childcare	Temporary	Counseling, etc.
------	-------------------	---------	-----	----------	------------	-------------------------	------------------------------	-----	------------	--------------------	-------------------	-------------------------	-----------	------------------

Western Area

Aoba Hoikuen	Nursery	Toyoho-machi 195	240-0050	120	S.W.C	7:00am ~ 6:00pm	until 7:00pm	3 months~	<input type="checkbox"/>	<input type="checkbox"/>			<input type="checkbox"/>	<input type="checkbox"/>
Oshino Hoikuen	Nursery	Oshino 2-525	242-6660	130	S.W.C	7:00am ~ 6:00pm	until 8:00pm	After maternal leave (2 months~)	<input type="checkbox"/>					<input type="checkbox"/>
Kurinoki Hoikuen	Nursery	Shinbohon 5-25	269-0081	80	S.W.C	7:00am ~ 6:00pm	until 7:00pm	10 months~	<input type="checkbox"/>	<input type="checkbox"/>			<input type="checkbox"/>	<input type="checkbox"/>
Kurumi Hoikuen	Nursery	Irie 3-215	291-2717	145	S.W.C	7:00am ~ 6:00pm	until 7:00pm	6 months~	<input type="checkbox"/>	<input type="checkbox"/>			<input type="checkbox"/>	<input type="checkbox"/>
Yagi Hoikusho	Nursery	Yagi 1-40-1	249-2518	100	M	7:00am ~ 6:00pm	until 7:00pm	After maternal leave (2 months~)	<input type="checkbox"/>	<input type="checkbox"/>			Hubs	<input type="checkbox"/>
Yokaichi Hoikusho	Nursery	Yokaichi 2-465	242-0411	132	M	7:00am ~ 6:00pm	until 7:00pm	After maternal leave (2 months~)	<input type="checkbox"/>	<input type="checkbox"/>			Hubs	<input type="checkbox"/>
Yonemaru Hoikusho	Nursery	Toriki-machi ni 157-3	291-1174	120	S.W.C	7:00am ~ 6:00pm	until 7:00pm	After maternal leave (2 months~)	<input type="checkbox"/>	<input type="checkbox"/>			<input type="checkbox"/>	<input type="checkbox"/>
Kanda Nintei Kodomoen	ECEC	Kanda 1-14-10	244-0680	105	S.W.C	7:00am ~ 6:00pm	until 7:00pm	After maternal leave (2 months~)		<input type="checkbox"/>				<input type="checkbox"/>
Komadori Kodomoen	ECEC	Kamiaraya 6-428	249-8511	136	S.W.C	7:00am ~ 6:00pm	until 7:00pm	After maternal leave (2 months~)	<input type="checkbox"/>	<input type="checkbox"/>			<input type="checkbox"/>	<input type="checkbox"/>
Shirayuri Hoikuen	ECEC	Nishikanazawa 3-508	249-3620	139	S.W.C	7:00am ~ 6:00pm	until 7:00pm	After maternal leave (2 months~)	<input type="checkbox"/>	<input type="checkbox"/>			<input type="checkbox"/>	<input type="checkbox"/>
Futatsuka Nintei Kodomoen	ECEC	Futatsuka-machi nishi 100-2	249-0454	105	S.W.C	7:00am ~ 6:00pm	until 7:00pm	6 months~	<input type="checkbox"/>	<input type="checkbox"/>			<input type="checkbox"/>	<input type="checkbox"/>
Midori kawai Yochien	ECEC	Kamiyasuhara 2-130-1	249-4828	165	S.C	7:30am ~ 6:30pm		2 year old~					<input type="checkbox"/>	<input type="checkbox"/>
Midori no Mori Kodomoen	ECEC	Midori 3-23-2	249-5524	105	S.W.C	7:00am ~ 6:00pm	until 7:00pm	After maternal leave (2 months~)	<input type="checkbox"/>	<input type="checkbox"/>			<input type="checkbox"/>	<input type="checkbox"/>
Midori Hikari to Kaze Kodomoen	ECEC	Minamizuka-machi 233	249-6339	105	S.W.C	7:00am ~ 6:00pm	until 7:00pm	After maternal leave (2 months~)	<input type="checkbox"/>	<input type="checkbox"/>			<input type="checkbox"/>	<input type="checkbox"/>
Mebae Kodomoen	ECEC	Yokaichi 3-229	249-8266	135	S.W.C	7:00am ~ 6:00pm	until 7:00pm	After maternal leave (2 months~)	<input type="checkbox"/>				<input type="checkbox"/>	<input type="checkbox"/>
Yasuhara Kodomoen	ECEC	Shimoyasuhara-machi higasi 1521-1	249-2548	265	S.W.C	7:00am ~ 6:00pm	until 7:00pm	After maternal leave (2 months~)	<input type="checkbox"/>	<input type="checkbox"/>			<input type="checkbox"/>	LSC
Nintei Kodomoen Suzuran Hoikuen	ECEC	Nishikanazawashin-machi 266-2	249-4988	180	S.W.C	7:00am ~ 6:00pm	until 7:00pm	3 months~	<input type="checkbox"/>	<input type="checkbox"/>			<input type="checkbox"/>	<input type="checkbox"/>
Yonemaru Wakatake Hoikuen	Change to ECEC planned	Takabatake1-381	291-5574	110	S.W.C	7:00am ~ 6:00pm	until 7:00pm	After maternal leave (2 months~)	<input type="checkbox"/>	<input type="checkbox"/>				<input type="checkbox"/>

Ekinishi (Kanazawa station West exit area) / Sea side Area A

Kitayasue Hoikuen	Nursery	Kitayasue 3-12-22	231-1400	160	S.W.C	7:00am ~ 6:00pm	until 7:00pm	After maternal leave (2 months~)	<input type="checkbox"/>	<input type="checkbox"/>			<input type="checkbox"/>	<input type="checkbox"/>
Yumitori Hoikuen	Nursery	Mitsukuchi-machi hi 236	237-7800	150	S.W.C	7:00am ~ 6:00pm	until 7:00pm (until 6:00pm on Sat.)	After maternal leave (2 months~)	<input type="checkbox"/>	<input type="checkbox"/>			<input type="checkbox"/>	<input type="checkbox"/>
Akashia Kodomoen	ECEC	Awagasai-machi 3-243-1	238-1100	135	S.W.C	7:00am ~ 6:00pm	until 7:00pm	After maternal leave (2 months~)	<input type="checkbox"/>	<input type="checkbox"/>			<input type="checkbox"/>	<input type="checkbox"/>
Akebono Kodomoen	ECEC	Tomizu 1-12	237-7036	104	S.W.C	7:00am ~ 6:00pm	until 7:00pm	After maternal leave (2 months~)	<input type="checkbox"/>				<input type="checkbox"/>	<input type="checkbox"/>
Katatsu Kodomoen	ECEC	Suzaki-machi to 46-1	238-5705	80	S.W.C	7:00am ~ 6:00pm	until 7:00pm	6 months~	<input type="checkbox"/>	<input type="checkbox"/>			<input type="checkbox"/>	<input type="checkbox"/>
Kamome Kodomoen	ECEC	Awagasaki-machi ta 1-1	238-2061	75	S.W.C	7:00am ~ 6:00pm	until 7:00pm	After maternal leave (2 months~)	<input type="checkbox"/>	<input type="checkbox"/>			<input type="checkbox"/>	<input type="checkbox"/>
Kid's School Oura	ECEC	Oura-machi nu 75-1	238-2734	145	S.W.C	7:00am ~ 6:00pm	until 7:00pm	After maternal leave (2 months~)	<input type="checkbox"/>	<input type="checkbox"/>		Childcare for sick children	Hubs	<input type="checkbox"/>
Kuratsuki Kodomoen	ECEC	Minamishinbo-machi ro 126-1	237-6765	135	S.W.C	7:00am ~ 6:00pm	until 7:00pm	After maternal leave (2 months~)	<input type="checkbox"/>	<input type="checkbox"/>			<input type="checkbox"/>	<input type="checkbox"/>
Nintei Awagasaki Kodomoen	ECEC	Awagasaki-machi 1-4	238-3720	180	S.W.C	7:00am ~ 6:00pm	until 7:00pm	After maternal leave (2 months~)	<input type="checkbox"/>	<input type="checkbox"/>			<input type="checkbox"/>	<input type="checkbox"/>
Matsutera Kodomoen	ECEC	Matsutera-machi ushi 47	238-1414	166	S.W.C	7:00am ~ 6:00pm	until 7:00pm	After maternal leave (2 months~)	<input type="checkbox"/>	<input type="checkbox"/>			<input type="checkbox"/>	<input type="checkbox"/>
Mizuki Kodomoen	ECEC	Mizuki 4-1	258-2120	168	S.W.C	7:00am ~ 6:00pm	until 7:00pm	After maternal leave (2 months~)	<input type="checkbox"/>	<input type="checkbox"/>			<input type="checkbox"/>	<input type="checkbox"/>
Miharu Yochien	ECEC	Waridashi-machi 435	238-0615	318	S.C	7:30am ~ 6:30pm		10 months~					<input type="checkbox"/>	<input type="checkbox"/>

Name	Type ¹	Address	Tel	Capacity	Management	Opening hours (planned)	Extended childcare (planned)	Age	Integrated	Year-end childcare	Holiday childcare	Other special childcare	Temporary	Counseling, etc.
------	-------------------	---------	-----	----------	------------	-------------------------	------------------------------	-----	------------	--------------------	-------------------	-------------------------	-----------	------------------

Northern Area

Hatta Hoikusho	Nursery	Hatta-machi higasi 572	258-0333	106	M	7:00am ~ 6:00pm	until 7:00pm	After maternal leave (2 months~)	○	○			Hubs	○
Hanazono Hoikusho	Nursery	Kishikawa-machi ni 46	258-0158	70	M	7:00am ~ 6:00pm	until 7:00pm	After maternal leave (2 months~)	○	○			○	○
Futaba Hoikusho	Nursery	Yosiwara-machi yo 1	258-0332	81	M	7:00am ~ 6:00pm	until 7:00pm	After maternal leave (2 months~)	○	○			○	○
Mizuho Hoikuen	Nursery	Futamata-machi ha 5-1	236-1044	20	S.W.C	7:30am ~ 6:30pm	until 7:00pm	6 months~	○	○			○	○
Miyano Hoikusho	Nursery	Miyano-machi ho 79	257-5404	40	M	7:00am ~ 6:00pm	until 7:00pm	After maternal leave (2 months~)	○	○			○	○
Moriyama Hoikusho	Nursery	Moto-machi 1-7-7	252-0448	105	M	7:00am ~ 6:00pm	until 7:00pm	After maternal leave (2 months~)	○	○			Hubs	○
Yakushidani Hoikusho	Nursery	Katada-machi hei 86-3	258-0721	79	M	7:00am ~ 6:00pm	until 7:00pm	After maternal leave (2 months~)	○	○			○	○
Asano Kodomoen (Asano Hoikusho)	Change to ECEC planned	Kyo-machi 3-43	252-1550	95	S.W.C	7:00am ~ 6:00pm	until 7:00pm	After maternal leave (2 months~)	○	○				○
Kanazawa Seiryu Univ. Seiryu Yochien	ECEC	Gosyo-machi tora 27	252-5057	225	S.C	7:00am ~ 6:00pm	until 7:00pm	After maternal leave (2 months~)					○	○
Kamiyachi Kodomoen	ECEC	Kamiyachi-machi he 29	251-1250	160	S.W.C	7:00am ~ 6:00pm	until 7:00pm	After maternal leave (2 months~)	○	○			○	○
Kenshin Kodomoen	ECEC	Miroku-machi ka 112	257-1260	135	S.W.C	7:00am ~ 6:00pm	until 7:00pm	After maternal leave (2 months~)	○	○			○	○
Kogane Kodomoen	ECEC	Kosaka-machi ke 120-4	252-6800	70	S.W.C	7:00am ~ 6:00pm	until 7:00pm	After maternal leave (2 months~)	○	○			○	○
Sanno Kodomoen	ECEC	Sanno-machi 2-85	252-0135	125	S.W.C	7:00am ~ 6:00pm	until 7:00pm	After maternal leave (2 months~)	○	○			○	○
Chisaka Kodomoen	ECEC	Hikita-machi ha 302	258-1321	151	S.W.C	7:00am ~ 6:00pm	until 7:00pm	After maternal leave (2 months~)	○	○			○	○
Baba Yochien	ECEC	Kobashi-machi 4-12	252-3902	104	S.C	7:30am ~ 6:30pm		10 months~	○	○			○	○
Higashikanazawa Kodomoen	ECEC	Miike-machi 145	252-7814	188	S.W.C	7:15am ~ 6:15pm	until 6:45pm	After maternal leave (5 months~)	○	○			○	○
Higashiyama Kodomoen	ECEC	Higashiyama 3-29-22	252-1414	79	S.W.C	7:00am ~ 6:00pm	until 7:00pm	After maternal leave (2 months~)	○	○			○	○
Hikari Kodomoen	ECEC	jinguji 1-11-15	252-9750	175	S.W.C	7:00am ~ 6:00pm	until 7:00pm	After maternal leave (2 months~)	○	○		Childcare for sick children	○	LSC
Madoka Kodomoen	ECEC	Minamimorimoto-machi nu 139	258-0758	90	S.W.C	7:00am ~ 6:00pm	until 7:00pm	After maternal leave (2 months~)	○	○			○	○
Melon Yochien	ECEC	Fukuhisa-machi ru 1-1	258-2668	185	S.C	7:00am ~ 6:00pm	until 7:00pm	1 year old~		○				○

Ekinishi (Kanazawa station West exit area) / Sea side Area B

Kanaiba Hoikusho	Nursery	Kanaiwakita 3-3-38	267-0779	98	M	7:00am ~ 6:00pm	until 7:00pm	After maternal leave (2 months~)	○	○			Hubs	○
Seruhito Toita Hoikuen	Nursery	Toita 2-102	210-7070	66	S.W.C	7:00am ~ 6:00pm	until 7:30pm	6 months~	○		○		○	○
Warabe Hoikuen	Nursery	Unedahigasi 4-1164	268-6737	300	S.W.C	7:00am ~ 6:00pm	until 7:00pm	After maternal leave (2 months~)	○	○			○	○
Kid's Minato En	ECEC	Kibikino 2-126	266-1711	204	S.W.C	7:00am ~ 6:00pm	until 7:00pm	After maternal leave (2 months~)	○	○	○		Hubs	○
Sainen Kodomoen	ECEC	Sainen 3-7-21	265-6116	145	S.W.C	7:00am ~ 6:00pm	until 7:00pm	After maternal leave (2 months~)	○	○			○	○
Daitoku Gakuen	ECEC	Unedanaka 1-97	267-0961	155	S.W.C	7:00am ~ 6:00pm	until 7:00pm	After maternal leave (2 months~)	○	○			○	○
Nikoniko Hoikuen	ECEC	Matsumura 2-20	268-4120	245	S.W.C	7:00am ~ 6:00pm	until 8:00pm	After maternal leave (2 months~)	○	○		Childcare for sick children	○	○
Hirooka Kodomoen	ECEC	Hirooka 2-8-26	261-3759	135	S.W.C	7:00am ~ 6:00pm	until 7:00pm	After maternal leave (2 months~)	○				Hubs	○
Onomachi Hoikuen	Change to ECEC planned	Ono-machi 4 ko 18-11	267-0136	90	S.W.C	7:00am ~ 6:00pm	until 7:00pm	After maternal leave (2 months~)	○	○			○	○
Nintei Kodomoen (Sukusuku Futaba)	ECEC	Ekinishishin-machi 1-30-9	262-9012	107	S.W.C	7:00am ~ 6:00pm	until 7:00pm	3 months~	○	○			○	○
Masami Hoikuen	ECEC	futakuchi-machi i 30	261-8815	330	S.W.C	7:00am ~ 6:00pm	until 7:00pm	After maternal leave (2 months~)	○	○			Hubs	○
Minato Kodomoen	ECEC	Jichu-machi ri 10	268-2743	169	S.W.C	7:00am ~ 6:00pm	until 7:00pm	After maternal leave (2 months~)	○	○			○	○
Meisei Yochien	Change to ECEC planned	Jichu-machi Ho 29-1	267-1100	180	S.C	7:00am~6:00pm	Until 7:00pm	1 year old~		○			○	○

* Please ask about fees and times, and apply for extended childcare, year-end childcare and temporary childcare at the facility.

* Please see the back cover for an explanation of special childcare.

* Days and hours for year-end childcare, holiday childcare, temporary childcare and counseling are determined by each facility, separately from ordinary opening days and hours.

Support for Child Raising while Working

Special childcare is provided to support working parents/ guardians in their child raising in response to needs that have arisen in recent years.

Extended Childcare

Childcare beyond the usual opening hours (around 7:00am ~ 6:00pm) is available depending on the facility.

Temporary Childcare

Some facilities provide childcare temporarily when caregivers are sick, attend wedding ceremonies, funerals, etc., or need a break. The main facilities for temporary childcare have exclusive staff.

Counseling, etc.

Counseling for child raising is provided, and some child raising support centers and Yume Stations hold classes for parents/ guardians and children, as well as expectant mothers.

Integrated Childcare

Some facilities provide childcare for children who seem to have a physical or mental disability with ordinary children.

Night-time Childcare

Some facilities provide childcare at night for children of parents/ guardians who work at night.

Holiday Childcare

Some facilities provide childcare on Sundays and holidays for children of parents/ guardians who work on Sundays and holidays.

Year-end Childcare

Some facilities provide childcare on December 29 and 30 for children of parents/ guardians who work on those days.

Temporary Childcare for Sick Children

The following hospitals and clinics provide temporary childcare for sick children. Facilities that provide childcare for sick children have a full-time nurse.

Ishikawa Pref. Central Hospital Nursery room for sick children "Hiyoko"	Kuratsukihigashi 2-1	Tel 238-7868
Kanazawa Municipal Hospital Nursery room for sick children "Sakura"	Heiwa-machi 3-7-3	Tel 245-7330
Kanazawa Univ. Nursery room for sick children "Tanpopo room"	Takara-machi 13-1	Tel 265-2990
Kensei Clinic Nursery room for sick children "Hotto room"	Heiwa-machi 3-5-2	Tel 241-9062
Jouhoku Hospital Nursery room for sick children "Happy~"	Kyo-machi 20-3	Tel 253-0561
Seirei infant home Day-care center for sick children	Naga-machi 1-5-30	Tel 223-2980
Matsuda Pediatric Clinic "Himawari room"	Kata-machi 2-13-13	Tel 231-1260
Yokoi Pediatric & Internal Medicine Clinic Nursery room for sick children "Korusu no sato"	Kikugawa 1-10-3	Tel 262-8551

**Kanazawa City Welfare Department
Children's Future Wellbeing Division
Nursery School and Kindergarten Section**

1-1-1 Hirosaka, Kanazawa-shi, 920-8577
Tel 076-220-299 Fax 076-220-2360



Kanazawa Child rearing information
<http://www.kanazawa-kosodate.net/>

(As of October 1, 2020)