


Separate collection of “product plastics” will begin from April 2025

Plastic containers and packaging


Plastic containers
and packaging with the  mark



NEW

Product plastics

Items made of 100% plastic
material (under 50cm)



Recyclable plastics

Put them **all together**
in a semi-transparent bag

Sorting is
the same
as before

Sorting is
different
from before

“Product plastics”, which were previously collected as combustible waste, will now be collected together with “plastic containers and packaging” as **recyclable plastics** and recycled.

Please see inside for details ▶▶▶

Based on the Kanazawa City Waste Management Basic Plan (7th term) formulated in March 2024, Kanazawa City will begin separate collection and recycling of product plastics from April 2025 in order to realize a zero carbon city through waste reduction and resource recycling.

We appreciate your cooperation.


Zero carbon: Reducing greenhouse gas emissions to virtually zero

Sorting “recyclable plastics”

From
April 2025

Plastic containers and packaging

★ Plastic containers and packaging used to hold or wrap products

 Look for the plastic mark



Bags



Containers



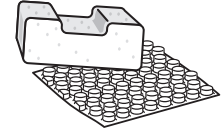
Wrap



Cups



Bottles



Other

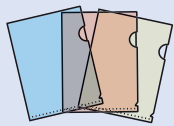


NEW

Product plastics

Items made of 100% plastic material (under 50cm)

The following are examples.



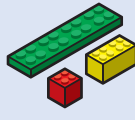
Plastic sleeves



Rulers



Writing pads



Toys that do not use electricity or batteries



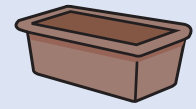
Buckets



Hangers



File boxes



Planter boxes



Watering cans



Dustpans



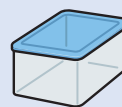
Tooth brushes



Washbasins



Zippered plastic bags



Food storage containers



Bowls

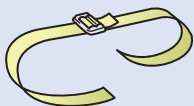


Spoons
Forks



Straws

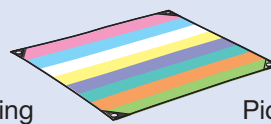
★ You can dispose of long or large materials by cutting them into 50cm or less.



PP band
(packing bands)



Packing string



Picnic sheets etc.

Recyclable plastics

Sorting is the same as for plastic containers and packaging!

- 1 If it is dirty, wash it to remove the dirt
- 2 Put plastic containers and packaging and plastic products **together** in a semi-transparent bag

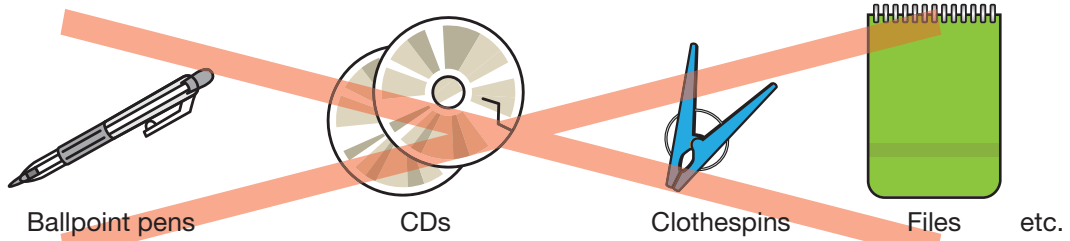


Collection days are twice a month + the 5th week of the month.

Place it at the same garbage station where you leave plastic containers and packaging.

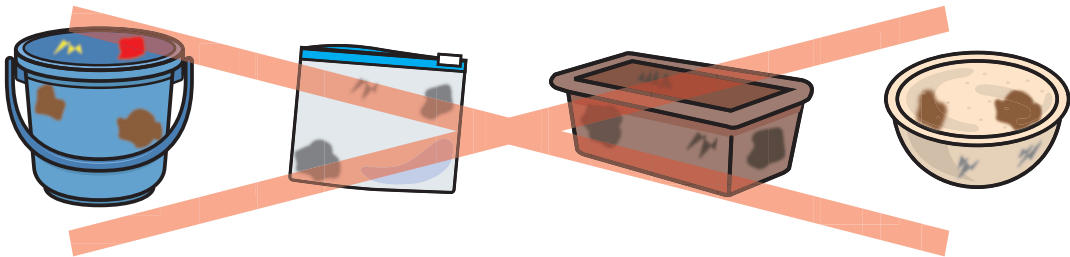
Items not included in “product plastics”

① Items containing materials other than plastic, such as metal



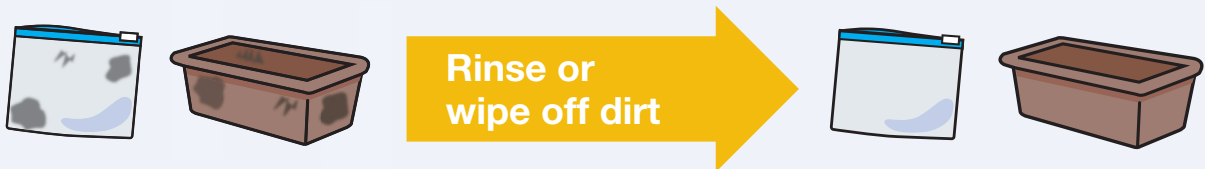
*If you remove all parts that are not plastic, you can dispose of it as **recyclable plastic**

② Dirty items

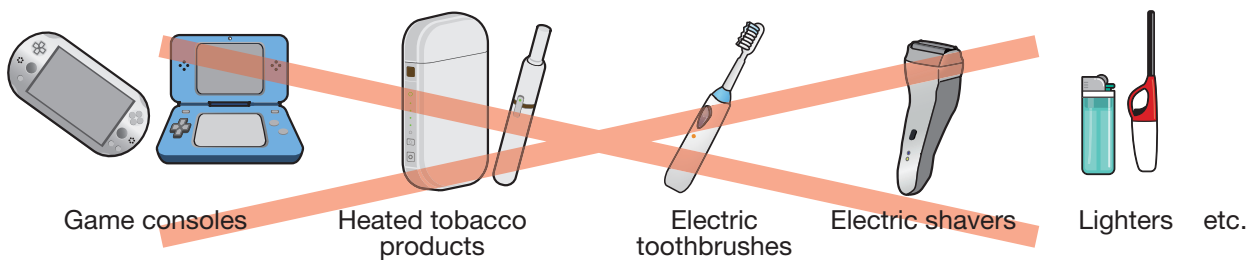


After you wash the item or wipe off any dirt, it can be disposed of as **recyclable plastic**

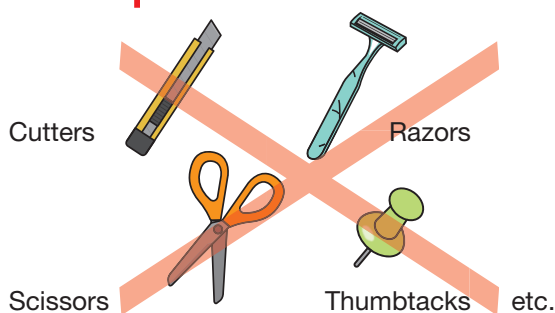
*Remove all dirt until no solids remain



③ Small household appliances and items that may pose a risk of fire



④ Sharp items

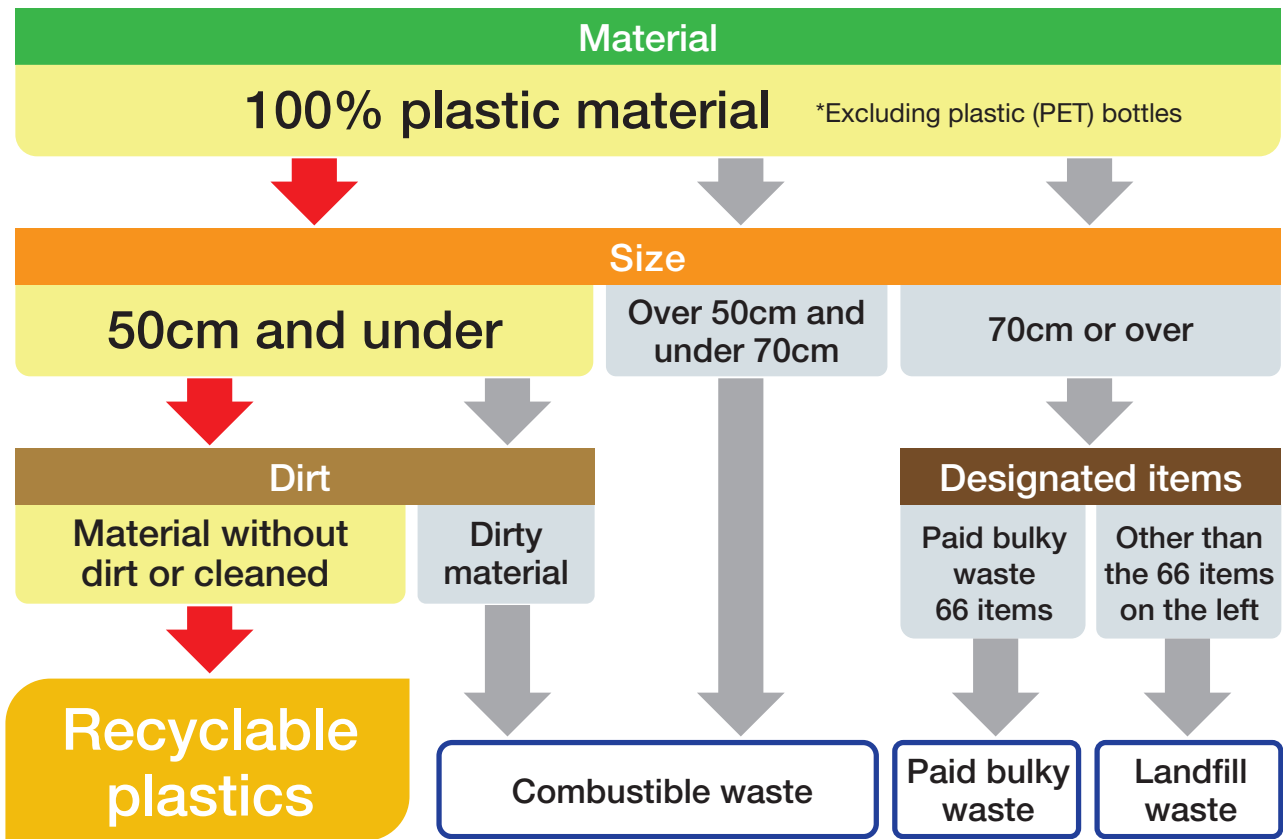


⑤ Plastic (PET) bottles

*Please continue to dispose of these under the “plastic (PET) bottles” category as before.



How to identify product plastics




“Recyclable plastics” recycling process

- 1 Collection and transportation**
 Recyclable plastics are collected and transported to Tomuro Recycle Plaza.
- 2 Intermediate processing**
 Collected recyclable plastics are manually sorted and foreign objects are removed. They are then compressed by machine into clumps.
- 3 Recycling**
 Plastics are recycled at a recycling company factory and turned into pallets (objects for placing items on) and pellets (raw materials for plastic products). By recycling product plastics that were previously disposed of as combustible waste, we expect to reduce CO₂ emissions by about 2,500 tons per year. This is equivalent to the CO₂ emissions (electricity, gas and kerosene combined) of about 960 households per year.



Pellets



Pallet

Inquires:
 Garbage Reduction Promotion Section,
 Environment Affairs Department, Kanazawa City
 Tel: 076-220-2302 Fax: 076-260-7193

→
 Scan here for
 the Kanazawa City
 official website.

